


# iPhone VIDEO *Buyers Guide*



The  
**EXACT**

**Tools and  
Software**

You Need to Transform  
Your iPhone into a

**\$2,000-Style  
Video Camera**

*James Wedmore*

*James Wedmore*

*Video Camera  
\$2,000-Style*

# iPhone **VIDEO** *Buyers Guide*

(2014)

The  
**EXACT**  
**Tools and Software**

You Need to Transform Your iPhone into a  
**\$2,000-Style Video Camera**

*James Wedmore*

Copyright © 2014 by James Wedmore

*All rights reserved. No part of this publication may be reproduced, distributed, or transmitted in any form or by any means, including photocopying, recording, or other electronic or mechanical methods, without the prior written permission of the publisher, except in the case of brief quotations embodied in critical reviews and certain other non-commercial uses permitted by copyright law.*


# iPhone VIDEO Buyers Guide

---

## AS FEATURED IN



## LEADING EXPERTS Who Trust James Wedmore:



RICH & HOT LIVE



iRISE TO THE TOP




social triggers



RYAN LEE  
Success Simplified



Linked Working



Entrepreneurs Academy

## About the Author

Armed with a Film Degree from a prestigious So. CA Film School, **James Wedmore** made a massive U-Turn in his career, hung up his camera gear, and launched a Mobile Bartending Business.

After growing his business to service the entire Southern California area from Los Angeles to San Diego with a staff of sixteen, **James** launched his first web-based business, **Bartend-4-Profit**: an online school for aspiring bartenders.

**His first sale came in on April 18<sup>th</sup>, 2008**, and at the bottom of the order it simply read:

*“How Did You Hear About Us: **YouTube**”*



That catapulted **James**' obsession for Video, Creative Marketing, and Visual Storytelling. He has launched several successful training programs including Video Traffic Academy and Reel Marketing Insider. He is the author of The YouTube Marketing Book, and has been featured on CreativeLIVE, Entrepreneur.com, Mixergy, Social Media Examiner and several others.

You can watch more of his crazy videos on YouTube over at: <http://www.YouTube.com/user/JamesWedmore>

# iPhone *VIDEO* Buyers Guide

---

## The Intention of this Guide

It's simple really. A few months ago, my team and I started looking for ways to become more efficient and save precious time off our filming days. You see, making as many videos as I do, the time and effort can get used up rather quickly!

Then, one day my videographer Ryan came to me and showed me the new iPhone 5s. We decided to film a test video. We put the iPhone 5s next to a \$2,000 dSLR video camera (the Nikon D7000) and we pressed record.

We launched the “test video” on YouTube and asked hundreds of students to guess which video was which. It was clear, **no one could tell the difference.**



***This is HUGE!!***

For the first time ever, the iPhone is “good enough” to compete with the big-boy professional dSLR cameras!!

# iPhone *VIDEO* Buyers Guide

---

**The result:** Time and Money saved!

So, long story short... the INTENTION of this guide is to simply show you exactly what you need to purchase in order to make your iPhone the ONLY video camera you'll ever need!

And not only did we put all of these tools to the test, but we've chosen the ones that are "budget-friendly" too!

Without further ado, here is a collection of all the tools and resources I personally recommend for the iPhone 5s Video Set Up! Enjoy!



## 2014 iPhone Video Buyers Guide

### 1. Tripod & Tripod Adapters

To steady your iPhone, you'll need a tripod. However, to properly connect your iPhone to Your Tripod, you'll need an iPhone Tripod Adapter as well. Although there are dozens of models to choose from, I am sharing the one we recommend the most:

#### Recommended Tripods

*\*Also available  
for iPhone5*

\$20.00



#### Tripod Adapter/Mount

*Studio Neat Glif Tripod Mount  
& Stand for iPhone 4 & 4s*

\$93.33



#### Ravelli Tripod

\$19.00



#### Gorilla Pod

*(desktop only)*

# iPhone *VIDEO Buyers Guide*

---

## 2. AUDIO: Wired Lavalier

There are several microphone options available for video cameras, and audio quality is paramount to improving your videos. The following is my **FIRST** Choice in the easiest way to get set up with a wired lavalier.

In order to use this properly, there are two pieces you'll need to order: the mic, and the extender cable. The reason we highly recommend this mic: it connects directly into the camera, **AND** has a separate jack for monitoring the audio levels using your headphones.

### Wired Lavalier Option



[Click Here](#)



[Click Here](#)

## 3. Lighting: The Cowboy Studio 3-Piece Kit

Want to improve the quality of your videos? Lighting is crucial. The problem is... it can be expensive. Below is the EXACT 3-Piece Lighting kit that I've used for over 5 years of video-making, and it has never steered me wrong! If you're setting up a home video studio, this is the perfect kit for anyone on a budget!

To grab this kit on amazon, [CLICK HERE](#).





# iPhone VIDEO Buyers Guide

---

## 4. THE iPhone App: Movie Pro

We highly recommend recording your iPhone videos using the Movie Pro App. It's a \$4.99 app in the iTunes App Store, but worth it. It has features that allow you to get better exposure and focus settings in your videos, and it allows you to monitor your audio via your headphones (something that the native Camera app does not allow).

You can learn more about the app here: [CLICK HERE](#)

### MoviePro : Video Recorder & Editor with Pause, Zoom, Frame Rate, Secret Mode, 2K resolution, and Multiple Recording Options with Fastest Performance

By Mirage Labs Private Limited

[View More by This Developer](#)

Open iTunes to buy and download apps.



[View In iTunes](#)

**+** This app is designed for both iPhone and iPad

#### Description

\*\*New in v2.2 : Shoot upto 5 MP videos(2560x1920) on iPhone 5s@30 fps !

MoviePro – the most powerful video recording & film making app with innumerable options featured by AppAdvice,

[MoviePro : Video Recorder & Editor with Pause, Zoom, Frame Rate, Secret Mode, 2K resolution, and Multiple Recording Options with Fastest Performance Support](#) [...More](#)

#### What's New in Version 2.2

– Now includes ability to record in upto 2560x1920 resolution and simultaneously take picture (iPhone 5s, iPad Mini Retina & iPad Air only),

[...More](#)

## 5. Other Tools We Recommend

Yes! It is possible to get started with just the tools we mentioned above. However, we have played around with several other tools and accessories that are recommended, but non-essential. Have a look...

1. [The Smoothee Steadicam](#)
2. [iPad-Friendly Teleprompter](#)
3. [iPhone Dolly](#)
4. [iPhone Mini-Shotgun Microphone](#)
5. [The iRIG](#)
6. [The Audio Technica Pro 70](#)
7. [Sony Wireless Lavalier Microphone Set](#)

## The 10 Videos EVERY Business Needs... *do you have them?*

Having a good-quality video camera is great... for making your videos look good. But what about the content? Do you know WHAT to say, or HOW to say it?

Strategy is absolutely essential. Without it, all you have is a fancy video that doesn't work for you.

I've outlined TEN Marketing Videos that I personally believe ALL Business Owners need if they wish to market more effectively online.

I made a quick video about those ten videos right here:

### The TEN Marketing Videos Your Business Needs



[Click Here to Watch NOW](#)

## Additional Video Resources

*The following is a list of resources I use, and/or recommend...*

**LeadPages** (<http://www.JamesWedmore.com/leadpages>)

Simple Software that generates high-converting squeeze pages on the fly!

**Aweber** (<http://www.JamesWedmore.com/aweber>)

Recommended email marketing software!

**OptimizePress** (<http://www.JamesWedmore.com/opttheme>)

Wordpress theme that generates sales pages, squeeze pages and membership site templates

**Bluehost Hosting** (<http://www.JamesWedmore.com/bluehost>)

Simple and inexpensive hosting to get your website up and running!