

iPhone VIDEO Buyers Guide



The
EXACT
**Tools and
Software**
You Need to Transform
Your iPhone into a
**\$2,000-Style
Video Camera**

James Wedmore

James Wedmore

*Video Camera
\$2,000-Style*

James' Video Buyer's Guide (2015)

*The EXACT Tools and Software You Need to Transform Your iPhone into a \$2,000
Style Video Camera*

James Wedmore

Copyright © 2015 by James Wedmore

All rights reserved. No part of this publication may be reproduced, distributed, or transmitted in any form or by any means, including photocopying, recording, or other electronic or mechanical methods, without the prior written permission of the publisher, except in the case of brief quotations embodied in critical reviews and certain other noncommercial uses permitted by copyright law.

© Copyright 2015. James Wedmore All Rights Reserved.

AS FEATURED IN



LEADING EXPERTS Who Trust James Wedmore:



About the Author

Armed with an advanced film degree from Chapman University, James Wedmore made a massive u-turn in his career, hung up his camera gear; and launched a mobile bartending business.

After growing his business to service the entire Southern California area from Los Angeles to San Diego with a staff of sixteen, James launched his first web-based business, Bartend-4-Profit: an online school for aspiring bartenders.

His first sale came in on April 18th, 2008, and at the bottom of the order it simply read:

“How Did You Hear About Us: **YouTube**”

That catapulted James’ obsession for video, creative marketing, and visual storytelling. He has launched several successful training programs including Video Traffic Academy and Reel Marketing Insider. He is also the author of The YouTube Marketing Book, and has been featured on CreativeLIVE, Entrepreneur.com, Mixergy, Social Media Examiner and several others.

You can watch more of his videos on YouTube:

<http://www.YouTube.com/user/JamesWedmore>



The Intention of This Guide.

It's simple really. A few months ago, my team and I started cutting time off. When you're making as many videos as I am, saving a few extra minutes here and there really adds up. Then, one day my videographer, Ryan, came to me and showed me the new iPhone 5s. We decided to film a test video. We put the iPhone 5s next to a \$2,000 DSLR video camera (the Nikon D7000) and pressed record.

We launched the "test video" on YouTube and asked hundreds of students to guess which video was which. It was clear, no one could tell the difference.



This is HUGE!

For the first time ever, the iPhone is "good enough" to compete with the big-boy professional DSLR cameras!!

The result: Time and money saved!

So, long story short...the INTENTION of this guide is to show you exactly what you need to purchase in order to make your iPhone the ONLY video camera you'll ever need!






And not only did we put all of these tools to the test, we've also chosen the ones that are "budget-friendly"!

Here is a collection of all the tools and resources I personally recommend for the iPhone 5s video set up! Enjoy!

2015 - iPhone Video Buyers Guide

1. Tripod & Tripod Adapters

To steady your iPhone, you'll need a tripod. However, to properly connect your iPhone to your tripod, you'll need an iPhone Tripod Adapter as well. Although there are dozens of models to choose from, I am sharing the one we recommend the most:

Recommended Tripods				
<p><i>*Also available for iPhone5</i></p>  <p>Tripod Adapter/Mount Studio Neat Gif Tripod Mount & Stand for iPhone 4 & 4s</p> <p>\$20.00</p> <p>Click Here</p>	 <p>Ravelli Tripod</p> <p>\$93.33</p> <p>Click Here</p>	 <p>Gorilla Pod (desktop only)</p> <p>\$19.00</p> <p>Click Here</p>	 <p>ForeGrip Professional Camera</p> <p>Click Here</p>	 <p>Square Jellyfish Smartphone Spring Tripod</p> <p>Click Here</p>

2. AUDIO: Wired Lavalier

There are several microphone options available for video cameras, and audio quality is paramount to improving your videos. The following is my FIRST choice with the easiest to set up using a wired lavalier.

To use this properly, there are two pieces you'll need to order: the mic- and the extension cable. The reason we highly recommend this mic:is that it connects directly into the camera, AND has a separate jack for monitoring the audio levels using your headphones.

Wired Lavalier Options



3. LIGHTING: Fancierstudio Softbox Video Lighting Kit



Want to improve the quality of your videos? Lighting is key. The problem is that it can be expensive.

The Fancierstudio Softbox Video Lighting Kit that I've used for over 5 years of video making is the one I recommend, and it has never steered me wrong! If you're setting up a home video studio, this is the perfect kit for anyone on a budget!



4. THE iPhone App: Movie Pro

We highly recommend recording your iPhone videos using the Movie Pro App. It's a \$4.99 app in the iTunes App Store, but worth it. It has features that allow you to get better exposure and focus settings in your videos, and it allows you to monitor your audio via your headphones (something that the native Camera app does not allow).

You can learn more about the app here: [CLICK HERE](#).

MoviePro : Video Recorder with Pause, Zoom, 3K Resolution, Secret Mode & Multiple features with Fastest Performance

By Mirage Labs Private Limited

[View More by This Developer](#)

Open iTunes to buy and download apps.



[View in iTunes](#)

+ This app is designed for both iPhone and iPad

Description

MoviePro - the most powerful video recording & film making app with innumerable options featured by AppAdvice, TUAW, 148apps, iClarified, and now coupled with inbuilt video editing capabilities.

[MoviePro : Video Recorder with Pause, Zoom, 3K Resolution, Secret Mode & Multiple features with Fastest Performance Support](#) [...More](#)

What's New in Version 3.5

- Urgent Bug Fixes for black screen at startup on iPod Touch 5G,
- Bug fixes for crashes on iPad running iOS 8 when trying to save to Camera Roll,
- Pause/Resume is now supported at all frame rates, and you can also select video and audio compression rates,

5. Other Tools We Recommend

Yes, it is possible to get started with just the tools we mentioned above. However, we have played around with several other tools and accessories that are recommended, but non-essential. Have a look...

1. [The Smoothee Steadicam](#)
2. [iPad-Friendly Teleprompter](#)
3. [iPhone Dolly](#)
4. [iPhone Mini-Shotgun Microphone](#)
5. [The iRIG](#)
6. [The Audio Technica Pro 70](#)

The 10 Videos EVERY Business Needs...do you have them?

Having a good-quality video camera is great for making your videos look good. But what about the content? Do you know WHAT to say, or HOW to say it?

Strategy is absolutely essential. Without it, all you have is a fancy video that doesn't work for you.

There are TEN marketing videos that I personally believe ALL business owners need if they wish to market more effectively online.

I made a quick video about those ten videos right here:

The TEN Marketing Videos Your Business Needs



[Click Here to Watch NOW:](#)

Additional VIDEO Resources

The following is a list of resources I use, and/or recommend...

LeadPages (<http://www.JamesWedmore.com/leadpages>)

Simple Software that generates high-converting squeeze pages on the fly

Aweber (<http://www.JamesWedmore.com/aweber>)

Recommended email marketing software

OptimizePress (<http://www.JamesWedmore.com/opttheme>)

Wordpress theme that generates sales pages, squeeze pages and membership site templates

Bluehost Hosting (<http://www.JamesWedmore.com/bluehost>)

Simple and inexpensive hosting platform to get your website up and running